




Indicatori Procure c/o Tribunale

Dati aggiornati al: 20-5-2009

Indice di Ricambio (IR): (Esauriti Totali Noti)/(Sopravvenuti Noti)
Stato: C (completamente adempiente) - P (parzialmente adempiente)
 >= 1.02

 < 0.99

 >=0.99 e <1.02

 Inadempiente tot. o parz.

L'elenco delle sedi appare per default in ordine alfabetico. Per invertire l'ordine alfabetico cliccare sulle frecce accanto alla parola Sede. Per avere un'elenco delle sedi in base al valore dell'indice di ricambio (dal più alto al più basso o viceversa) cliccare sulle frecce sotto alla parola valore. Cliccare sul nome della sede per ottenere una scheda completa dell'ufficio. Si possono selezionare, cliccando sull'apposita freccia, gli anni a decorrere dal 2001, e le date di aggiornamento dei dati.

Sede	IR Annuale	Valore	Stato	Trend Esauriti nell'anno	Trend Sopravvenuti nell'anno	Esauriti	Sopravvenuti	Dettaglio trimestrale (1 Trimestre, 2 Trimestre, 3 Trimestre, 4 Trimestre)							
ACQUI TERME		105,73%	C			1.697	1.605		108,13%		143,55%		88,60%		82,97%
AGRIGENTO		93,54%	C			6.811	7.281		91,78%		93,98%		94,63%		93,65%
ALBA		101,87%	C			3.977	3.904		96,88%		87,44%		131,14%		96,60%
ALESSANDRIA		104,75%	C			6.259	5.975		113,59%		121,24%		87,74%		95,47%
ANCONA		85,18%	C			10.482	12.305		86,57%		101,13%		66,52%		87,99%
AOSTA		97,29%	C			5.315	5.463		74,50%		150,00%		81,44%		96,20%
AREZZO		102,14%	C			10.198	9.984		91,85%		83,38%		110,91%		131,68%
ARIANO IRPINO		100,51%	C			4.309	4.287		112,79%		112,12%		87,34%		89,88%
ASCOLI PICENO		95,99%	C			5.871	6.116		93,08%		115,34%		85,73%		91,81%
ASTI		93,58%	C			4.360	4.659		108,52%		96,05%		69,27%		99,44%
AVELLINO		97,37%	C			8.318	8.543		96,52%		137,48%		67,58%		88,45%
AVEZZANO		111,78%	C			4.867	4.354		109,63%		112,13%		127,41%		103,73%
BARCELONA POZZO DI GOTTO			P			3.599	3.226								
BARI		172,13%	C			43.812	25.453		199,89%		179,88%		96,23%		195,24%
BASSANO DEL GRAPPA		114,41%	C			3.556	3.108		123,12%		98,79%		126,20%		108,29%
BELLUNO		105,79%	C			5.064	4.787		107,50%		130,04%		58,43%		140,44%
BENEVENTO		83,84%	C			8.065	9.619		93,46%		98,06%		53,79%		88,20%
BERGAMO		95,95%	C			22.805	23.767		103,21%		88,70%		80,13%		110,84%
BIELLA		69,76%	C			3.216	4.610		176,45%		63,60%		54,38%		51,07%
BOLOGNA		91,52%	C			26.942	29.438		99,75%		90,86%		89,95%		87,48%
BOLZANO/BOZEN		96,07%	C			10.747	11.187		99,26%		88,14%		98,01%		99,22%
BRESCIA		64,65%	C			19.603	30.324		59,11%		68,27%		57,54%		72,87%
BRINDISI		89,19%	C			9.530	10.685		105,55%		95,55%		83,33%		71,39%
BUSTO ARSIZIO		99,44%	C			9.058	9.109		95,19%		110,26%		78,67%		112,85%
CAGLIARI		98,73%	C			16.556	16.769		96,45%		109,23%		76,91%		114,03%
CALTAGIRONE		103,37%	C			4.445	4.300		110,71%		123,27%		75,38%		96,22%
CALTANISSETTA		91,69%	C			3.420	3.730		106,00%		89,85%		76,34%		92,22%
CAMERINO		99,04%	C			2.574	2.599		126,29%		95,25%		77,47%		95,82%
CAMPOBASSO		104,73%	C			4.602	4.394		109,50%		110,99%		97,29%		99,35%
CASALE MONFERRATO		81,36%	C			1.270	1.561		62,96%		88,18%		68,91%		108,60%
CASSINO		103,77%	C			5.857	5.644		110,66%		99,16%		100,80%		103,89%
CASTROVILLARI		83,81%	C			3.391	4.046		89,30%		78,75%		79,35%		86,26%
CATANIA		90,46%	C			18.692	20.664		102,38%		100,77%		74,11%		87,40%

Sede	IR Annuale	Valore	Stato	Trend Esauriti nell'anno	Trend Sopravvenuti nell'anno	Esauriti	Sopravvenuti	Dettaglio trimestrale (1 Trimestre, 2 Trimestre, 3 Trimestre, 4 Trimestre)							
CATANZARO		62,89%	C			4.698	7.470		54,42%		76,41%		45,06%		82,56%
CHIAVARI		133,94%	C			4.874	3.639		184,60%		160,32%		100,41%		99,43%
CHIETI		95,92%	C			5.409	5.639		119,93%		107,05%		62,65%		94,16%
CIVITAVECCHIA		112,67%	C			11.548	10.249		124,38%		107,82%		100,31%		118,20%
COMO		84,97%	C			10.303	12.126		86,21%		81,26%		72,72%		99,86%
COSENZA		114,37%	C			11.537	10.087		131,78%		120,63%		108,97%		96,84%
CREMA		94,71%	C			2.596	2.741		107,78%		93,15%		88,22%		89,01%
CREMONA		74,15%	C			3.641	4.910		63,06%		120,02%		54,54%		76,06%
CROTONE		68,68%	C			4.094	5.961		111,17%		70,33%		62,27%		51,27%
CUNEO		98,79%	C			4.168	4.219		118,42%		97,89%		90,40%		89,67%
ENNA		91,55%	C			2.525	2.758		111,69%		91,59%		74,47%		88,96%
FERMO		104,09%	C			6.747	6.482		107,76%		91,72%		88,37%		129,48%
FERRARA		111,97%	C			11.306	10.097		134,46%		120,51%		91,90%		108,39%
FIRENZE		111,82%	C			25.277	22.606		111,43%		165,97%		88,72%		81,96%
FOGGIA		104,89%	C			23.602	22.501		88,51%		109,07%		103,41%		119,14%
FORLI'		114,20%	C			10.090	8.835		114,19%		120,70%		119,88%		102,06%
FROSINONE		87,87%	C			6.613	7.526		94,51%		92,17%		87,61%		79,06%
GELA		105,33%	C			2.804	2.662		116,33%		117,91%		93,00%		95,19%
GENOVA		93,79%	C			20.423	21.775		91,22%		93,86%		91,97%		97,89%
GORIZIA		121,52%	C			5.539	4.558		125,30%		122,37%		91,37%		146,20%
GROSSETO		94,56%	C			6.200	6.557		101,94%		71,64%		101,48%		104,33%
IMPERIA		96,45%	C			3.126	3.241		140,99%		101,76%		73,16%		83,29%
ISERNIA		103,04%	C			3.117	3.025		111,40%		112,27%		82,69%		102,93%
IVREA		86,64%	C			3.690	4.259		93,51%		88,26%		64,72%		99,27%
LA SPEZIA		82,61%	C			6.649	8.049		92,13%		82,64%		83,29%		73,56%
LAGONEGRO		124,29%	C			2.656	2.137		106,95%		176,80%		91,70%		126,09%
LAMEZIA TERME		89,69%	C			2.376	2.649		110,31%		67,66%		100,18%		84,78%
LANCIANO		127,35%	C			3.492	2.742		104,45%		151,61%		107,68%		147,53%
LANUSEI		125,65%	C			2.043	1.626		152,29%		160,92%		86,42%		121,53%
L'AQUILA		100,73%	C			5.813	5.771		113,59%		108,74%		76,50%		100,47%
LARINO		84,15%	C			3.142	3.734		97,79%		93,62%		71,84%		80,99%
LATINA		103,20%	C			16.103	15.604		98,16%		116,76%		87,03%		111,37%
LECCE		92,30%	C			15.661	16.968		109,75%		104,08%		72,48%		85,78%
LECCO		107,62%	C			5.562	5.168		93,96%		77,07%		67,47%		197,34%
LIVORNO		98,73%	C			8.083	8.187		106,62%		86,82%		87,83%		112,99%
LOCRI		101,81%	C			3.200	3.143		112,54%		113,75%		83,95%		100,99%
LODI		88,12%	C			5.677	6.442		92,19%		114,95%		69,43%		80,62%
LUCCA		105,35%	C			11.744	11.148		125,78%		109,70%		86,98%		94,41%

Sede	IR Annuale	Valore	Stato	Trend Esauriti nell'anno	Trend Sopravenuti nell'anno	Esauriti	Sopravenuti	Dettaglio trimestrale (1 Trimestre, 2 Trimestre, 3 Trimestre, 4 Trimestre)							
LUCERA		98,48%	C			6.147	6.242		101,03%		96,98%		101,31%		93,97%
MACERATA		95,67%	C			9.256	9.675		102,22%		108,01%		81,34%		94,02%
MANTOVA		91,07%	C			6.913	7.591		79,62%		94,97%		69,92%		117,49%
MARSALA		74,57%	C			3.005	4.030		89,60%		80,69%		58,01%		69,78%
MASSA		82,67%	C			4.187	5.065		89,96%		85,29%		61,40%		97,20%
MATERA		101,51%	C			6.666	6.567		99,84%		120,06%		82,29%		99,01%
MELFI		84,55%	C			2.440	2.886		84,07%		87,86%		65,54%		98,52%
MESSINA		93,87%	C			10.543	11.232		87,87%		91,36%		84,20%		111,63%
MILANO		78,10%	C			43.454	55.641		69,77%		87,55%		78,32%		76,76%
MISTRETTA		93,88%	C			690	735		93,33%		121,97%		77,53%		94,14%
MODENA		99,60%	C			14.093	14.149		105,39%		102,10%		92,72%		97,40%
MODICA		115,92%	C			2.847	2.456		82,71%		140,25%		129,94%		117,86%
MONDOVI'		83,95%	C			2.208	2.630		98,81%		69,76%		70,58%		95,92%
MONTEPULCIANO		95,14%	C			1.448	1.522		113,12%		102,00%		74,44%		89,13%
MONZA		101,06%	C			17.326	17.144		107,20%		106,18%		81,49%		108,50%
NAPOLI		112,40%	C			86.464	76.924		127,15%		97,55%		97,17%		129,17%
NICOSIA		92,44%	C			1.015	1.098		101,84%		106,25%		82,93%		78,08%
NOCERA INFERIORE		97,39%	C			7.395	7.593		72,91%		89,43%		110,91%		128,81%
NOLA		147,09%	C			21.759	14.793		225,38%		127,08%		93,17%		124,18%
NOVARA		100,19%	C			8.379	8.363		104,64%		94,44%		91,02%		112,07%
NUORO		94,84%	C			3.489	3.679		106,41%		116,60%		77,34%		82,34%
ORISTANO		97,96%	C			3.844	3.924		104,96%		114,56%		81,07%		92,67%
ORVIETO		110,92%	C			1.716	1.547		131,00%		108,93%		85,82%		119,33%
PADOVA		97,11%	C			16.845	17.346		99,49%		96,36%		90,02%		101,44%
PALERMO		97,00%	C			20.776	21.418		91,35%		106,19%		81,07%		107,46%
PALMI		95,74%	C			5.601	5.850		108,30%		103,84%		76,06%		92,69%
PAOLA		110,61%	C			7.682	6.945		113,85%		127,72%		87,00%		112,16%
PARMA		98,63%	C			7.419	7.522		103,90%		100,00%		114,30%		80,58%
PATTI		93,75%	C			4.457	4.754		97,11%		89,26%		82,63%		107,46%
PAVIA		93,35%	C			5.064	5.425		103,70%		101,69%		65,10%		103,13%
PERUGIA		82,12%	C			13.197	16.071		91,33%		81,93%		69,27%		88,53%
PESARO		95,61%	C			7.054	7.378		99,71%		113,49%		80,00%		86,26%
PESCARA		87,38%	C			15.278	17.484		81,80%		96,49%		80,13%		90,58%
PIACENZA		96,01%	C			5.557	5.788		94,62%		95,01%		85,61%		107,81%
PINEROLO		106,34%	C			3.306	3.109		98,59%		126,33%		86,58%		116,30%
PISA		72,17%	C			9.311	12.902		73,95%		71,50%		63,69%		78,58%
PISTOIA		103,97%	C			8.040	7.733		113,02%		102,06%		82,06%		117,32%
PORDENONE		108,79%	C			10.234	9.407		123,50%		102,44%		100,42%		107,34%

Sede	IR Annuale	Valore	Stato	Trend Esauriti nell'anno	Trend Sopravvenuti nell'anno	Esauriti	Sopravvenuti	Dettaglio trimestrale (1 Trimestre, 2 Trimestre, 3 Trimestre, 4 Trimestre)							
POTENZA		78,00%	C			4.499	5.768		90,42%		74,57%		73,63%		75,22%
PRATO		88,14%	C			6.937	7.870		92,34%		89,20%		74,69%		94,11%
RAGUSA		101,41%	C			4.615	4.551		128,51%		97,02%		106,18%		82,20%
RAVENNA		105,26%	C			10.873	10.330		119,06%		118,79%		86,03%		101,43%
REGGIO CALABRIA		102,43%	C			8.506	8.304		115,59%		103,29%		94,06%		94,20%
REGGIO EMILIA		98,00%	C			11.308	11.539		93,81%		113,49%		83,35%		101,16%
RIETI		92,06%	C			5.010	5.442		107,26%		96,07%		87,44%		76,49%
RIMINI		90,14%	C			11.203	12.428		80,42%		92,60%		74,43%		116,96%
ROMA		96,31%	C			70.142	72.830		109,99%		104,71%		76,08%		92,52%
ROSSANO		86,50%	C			4.338	5.015		96,47%		99,21%		101,48%		65,28%
ROVERETO		115,32%	C			4.238	3.675		95,31%		152,55%		105,77%		107,17%
ROVIGO		91,74%	C			5.678	6.189		98,51%		88,22%		87,01%		93,11%
SALA CONSILINA		88,40%	C			1.730	1.957		100,66%		91,94%		81,89%		80,66%
SALERNO		88,08%	C			14.763	16.761		85,86%		80,30%		89,73%		95,18%
SALUZZO		121,72%	C			4.012	3.296		105,76%		182,62%		78,30%		137,17%
SANREMO		116,80%	C			9.261	7.929		119,67%		113,83%		116,59%		117,20%
SANTA MARIA CAPUA VETERE		88,21%	C			21.453	24.320		107,60%		94,22%		67,42%		83,53%
SANT'ANGELO DEI LOMBARDI		103,99%	C			2.943	2.830		145,67%		109,18%		77,68%		80,31%
SASSARI		87,86%	C			7.359	8.376		120,16%		81,91%		60,65%		92,97%
SAVONA		109,53%	C			10.360	9.459		118,02%		112,82%		89,40%		118,81%
SCIACCA		87,12%	C			2.665	3.059		85,91%		88,14%		82,06%		91,68%
SIENA		101,06%	C			4.197	4.153		84,31%		156,73%		84,52%		83,22%
SIRACUSA		95,72%	C			12.966	13.546		98,49%		79,84%		103,87%		103,77%
SONDRIO		91,96%	C			5.350	5.818		102,12%		87,69%		60,13%		114,08%
SPOLETO		65,55%	C			1.077	1.643		88,98%		58,64%		47,02%		76,36%
SULMONA		80,79%	C			2.035	2.519		92,01%		93,57%		70,69%		69,35%
TARANTO		94,71%	C			14.711	15.532		97,96%		102,12%		72,96%		104,63%
TEMPIO PAUSANIA		83,65%	C			4.445	5.314		92,10%		88,58%		69,12%		84,31%
TERAMO		98,84%	C			12.718	12.867		107,29%		97,95%		81,47%		108,57%
TERMINI IMERESE		92,54%	C			4.442	4.800		98,56%		105,34%		68,43%		97,09%
TERNI		74,36%	C			3.587	4.824		63,51%		83,87%		81,83%		70,06%
TIVOLI		77,27%	C			6.578	8.513		86,98%		92,33%		78,69%		54,82%
TOLMEZZO		98,44%	C			2.772	2.816		111,10%		92,04%		63,52%		137,23%
TORINO		87,00%	C			33.538	38.548		104,33%		96,75%		64,65%		79,48%
TORRE ANNUNZIATA		100,57%	C			15.476	15.389		121,89%		103,67%		83,56%		91,20%
TORTONA		101,01%	C			1.304	1.291		108,93%		89,68%		103,18%		102,70%
TRANI		102,36%	C			10.276	10.039		103,99%		107,24%		93,92%		103,78%
TRAPANI		95,83%	C			5.837	6.091		96,73%		92,65%		105,95%		89,54%

Sede	IR Annuale	Valore	Stato	Trend Esauriti nell'anno	Trend Sopravvenuti nell'anno	Esauriti	Sopravvenuti	Dettaglio trimestrale (1 Trimestre, 2 Trimestre, 3 Trimestre, 4 Trimestre)			
TRENTO		78,09%	C			8.523	10.915				
TREVISO		85,07%	C			10.816	12.714				
TRIESTE		93,64%	C			7.894	8.430				
UDINE		101,74%	C			10.904	10.717				
URBINO		90,20%	C			1.932	2.142				
VALLO DELLA LUCANIA		86,88%	C			2.894	3.331				
VARESE		98,73%	C			8.506	8.615				
VASTO		89,77%	C			2.763	3.078				
VELLETRI		78,05%	C			12.416	15.907				
VENEZIA		98,98%	C			18.970	19.165				
VERBANIA		102,36%	C			4.900	4.787				
VERCELLI		116,18%	C			5.314	4.574				
VERONA		98,99%	C			20.773	20.985				
VIBO VALENTIA		93,21%	C			4.737	5.082				
VICENZA		96,46%	C			10.581	10.969				
VIGEVANO		100,31%	C			4.590	4.576				
VITERBO		98,55%	C			8.752	8.881				
VOGHERA		103,03%	C			3.813	3.701				